


DE60x Headset Microphone

Unidirectional Headset Microphone with Miniature Condenser Capsule



Owner's Manual

SAMSON[®]



If you want to dispose this product, do not mix it with general household waste. There is a separate collection system for used electronic products in accordance with legislation that requires proper treatment, recovery and recycling.

Private household in the 28 member states of the EU, in Switzerland and Norway may return their used electronic products free of charge to designated collection facilities or to a retailer (if you purchase a similar new one).

For Countries not mentioned above, please contact your local authorities for a correct method of disposal.

By doing so you will ensure that your disposed product undergoes the necessary treatment, recovery and recycling and thus prevent potential negative effects on the environment and human health.

Copyright 2019, Samson Technologies Corp.

v1.1

278-B Duffy Ave

Hicksville, New York 11801

Phone: 1-800-3-SAMSON (1-800-372-6766)

www.samsontech.com

Other trademarks and trade names are those of their respective owners.

Introduction

Congratulations on your purchase of the Samson DE60x Headset Microphone. The DE60x is a low profile, miniature condenser headset microphone with a 7.35mm flat capsule. With its unidirectional pickup pattern, the DE60x provides superb isolation, resulting in more gain before feedback with clear and articulate sound in live sound applications. The microphone has been specially treated with a water resistant coating providing extra protection from sweat and other moisture. In addition, there is a moisture guard drip-ring to further protect the capsule and ensure reliable performance.

The DE60x Headset Microphone is well-suited for use with Samson wireless systems, and with four included adapter cables, the microphone can be used with most popular wireless systems. Other accessories included in the kit are a clothing collar clip, four windscreens and a carry case that holds the DE60x and all the accessories.


In the box, you'll find a registration card enclosed, don't forget to follow the instructions so that you can receive online technical support and so we can send you updated information about this and other Samson products in the future. We recommend you keep the following records for reference, as well as a copy of your sales receipt.

Serial number: _____ Date of purchase: _____

If you have any questions or comments regarding the DE60x Headset Microphone or any other products from Samson, do not hesitate to contact us at support@samsontech.com.

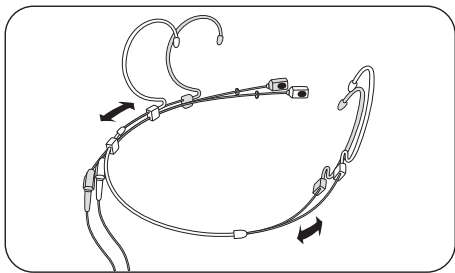
With proper care and maintenance, your DE60x Headset Microphone will operate trouble-free for many years. Should your DE60x Headset Microphone ever require servicing, a Return Authorization (RA) number must be obtained before shipping your unit to Samson. Without this number, the unit will not be accepted. Please visit www.samsontech.com/ra for an RA number prior to shipping your unit. Please retain the original packing materials and, if possible, return the unit in its original carton. If your DE60x Headset Microphone was purchased outside of the United States, contact your local distributor for warranty details and service information.

Features

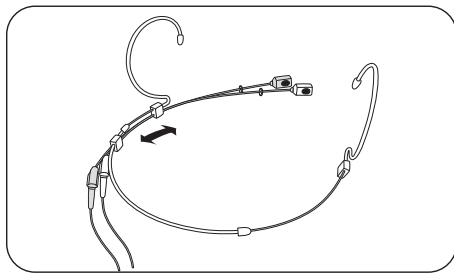


- Headset microphone with 7.35mm miniature condenser mic capsule
- Low-profile, double ear design with adjustable frame
- Ideal for live and broadcast vocal applications
- Unidirectional (cardioid) pickup pattern
- 20Hz–20kHz frequency response
- Gold-plated connector, moisture-resistant coating and stainless steel mesh grille
- Dust and water/sweat-resistant rated at IP65
- Includes four detachable adapter cables: 1/8" [3.5mm], Hirose® 4-Pin, Switchcraft® TA3F, Switchcraft® TA4F for compatibility with most popular wireless transmitters
- Four windscreens, collar clip and protective carry case included

Fitting the DE60x Microphone



The headset can be re-sized by sliding the ear hooks to fit snug around your head. If the DE60x is loose and will not stay in place, slide the ear hook wires back for a tighter fit.

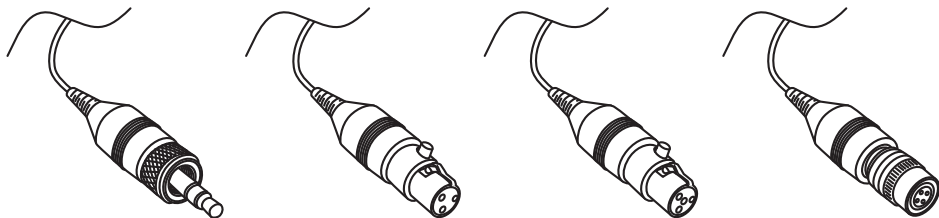


Adjust the microphone position by holding the left ear hook wire and slide the boom forward or back. For optimum performance the microphone should be close to the skin and towards the corner of the mouth, approximately a half inch away.

Position the moisture guard ring as close to the capsule as possible.

For outdoor use and to help reduce p-popping, install one of the included windscreens.

Connector Cables



The DE60x includes four cables with adapters for some of the most popular wireless microphone beltpack transmitters.



3.5mm Connector

Works with Sennheiser® wireless systems



Hirose® 4-Pin Connector

Works with most Audio-Technica® wireless systems



Switchcraft® TA3F Connector

Works with Samson AirLine ATX Series, Concert Series and most AKG® wireless systems



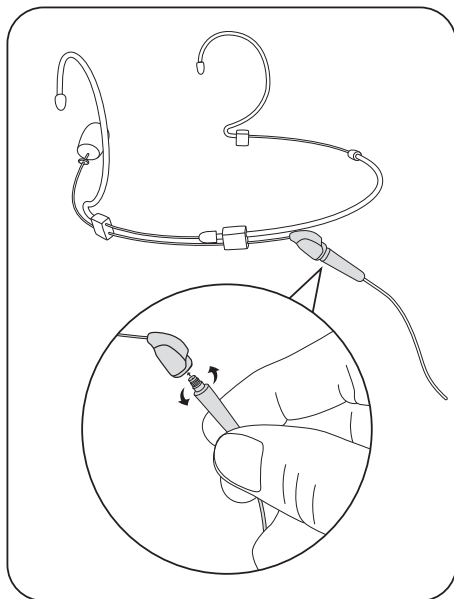
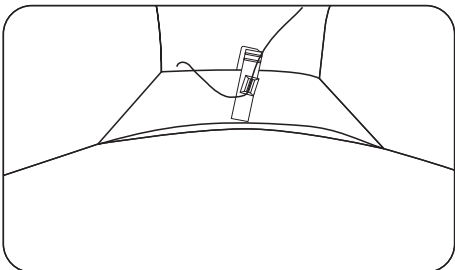
Switchcraft® TA4F Connector

Works with most Shure® wireless systems

Connector Cables


To connect the cable to the headset:

1. Choose the right cable and connector that works with your wireless system.
2. Line the cable up to the threaded terminal on the back of the DE60x and screw the cable into the headset. Do not over tighten the cable.
3. Attach the included collar clip on the back of your shirt collar and run the mic wire from the DE60x headset to the wireless body pack. Leave enough cable to allow you to turn your head from side to side.

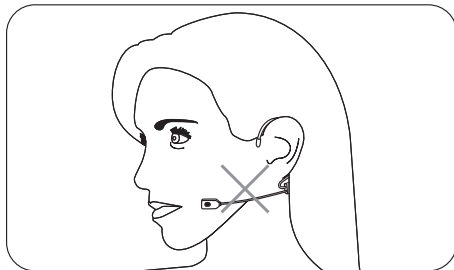


Mic Positioning

The DE60x microphone is designed to be worn with the boom arm under the left ear. For optimal placement please follow the directions below:



Position the DE60x microphone element about 0.25" – 1" behind the corner of your mouth. Since the DE60x is a unidirectional capsule, the low frequency characteristics will change depending on the position of the microphone from the sound source. To avoid breath noise and p-pops, do not place the microphone directly in front of your mouth.



If the microphone is too far away from your mouth you will need to increase the gain and reduce isolation.

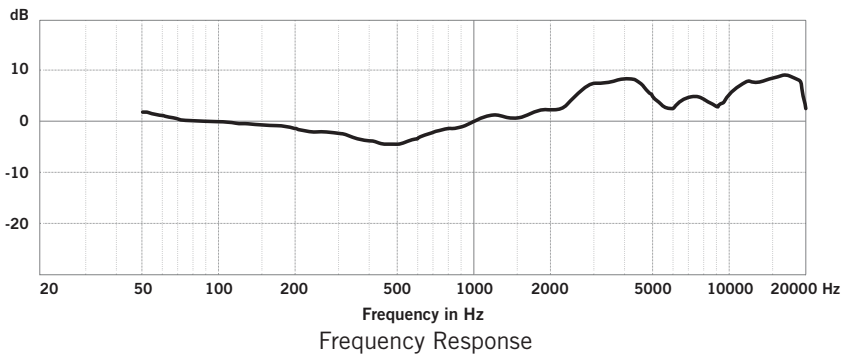
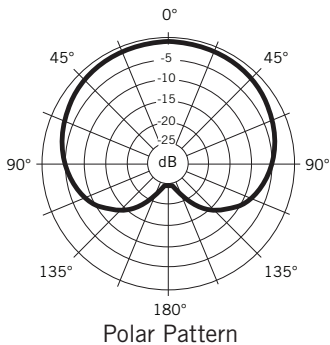
To minimize additional noise, do not locate the microphone tight against your cheek.

Specifications

Element	Back electret condenser
Capsule Dimension	7.35mm
Polar pattern	Cardioid (Unidirectional)
Frequency Response	50Hz–18KHz
Sensitivity	-45dB 1V/Pa \pm 3dB at1kHz
Output impedance	2k Ω \pm 30%
SPL max	135 dB
Operating voltage	0.8–5V DC
Cable	4x \emptyset 1.4mm*1.2m
Weight	13g
Headset Dimensions (LxDxH)	5.3" x 4" x 2.7" / 135mm x 101.2mm x 68.2mm
Included Adapter Cables	1/8" (3.5mm), Hirose® 4-Pin, Switchcraft® TA3F, Switchcraft® TA4F
Accessories	(4) Windscreens, Clothing Collar Clip, Carry Case

At Samson, we are continually improving our products, therefore specifications and images are subject to change without notice.

Specifications



Samson Technologies Corp.
278-B Duffy Ave
Hicksville, New York 11801
Phone: 1-800-3-SAMSON (1-800-372-6766)
www.samsontech.com